

# Mouse TNFSF12/TWEAK Protein

Cat. No. TNF-MM612

## Description

<b>Source</b>	Recombinant Mouse TNFSF12/TWEAK Protein is expressed from HEK293 with Rabbit Fc tag at the N-terminus. It contains Ser46-His249.
<b>Accession</b>	O54907
<b>Molecular Weight</b>	The protein has a predicted MW of 48.95 kDa. Due to furin cleavage and glycosylation, the protein migrates to 40-50 kDa based on Bis-Tris PAGE result.
<b>Endotoxin</b>	Less than 1EU per $\mu\text{g}$ by the LAL method.
<b>Purity</b>	> 95% as determined by Bis-Tris PAGE

## Formulation and Storage

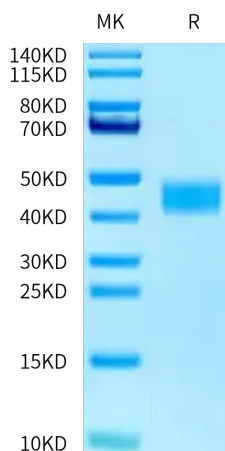
<b>Formulation</b>	Lyophilized from 0.22 $\mu\text{m}$ filtered solution in PBS (pH 7.4). Normally 8% trehalose is added as protectant before lyophilization.
<b>Reconstitution</b>	Centrifuge the tube before opening. Reconstituting to a concentration more than 100 $\mu\text{g}/\text{ml}$ is recommended. Dissolve the lyophilized protein in distilled water.
<b>Storage</b>	-20 to -80°C for 12 months as supplied from date of receipt. -80°C for 3 months after reconstitution. Recommend to aliquot the protein into smaller quantities for optimal storage. Please minimize freeze-thaw cycles.

## Background

Tumor necrosis factor-like weak inducer of apoptosis (TWEAK) is a well known multifunctional cytokine extensively distributed in cell types and tissues. Accumulating evidence has shown that TWEAK binding to the receptor factor-inducible 14 (Fn14) participates in diverse pathologic processes including cell proliferation and death, angiogenesis, carcinogenesis and inflammation.

## Assay Data

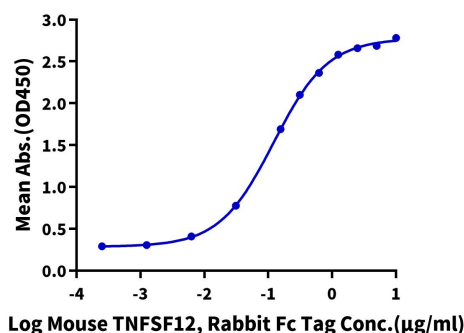
### Bis-Tris PAGE



Mouse TNFSF12 on Bis-Tris PAGE under reduced condition. The purity is greater than 95%.

### ELISA Data

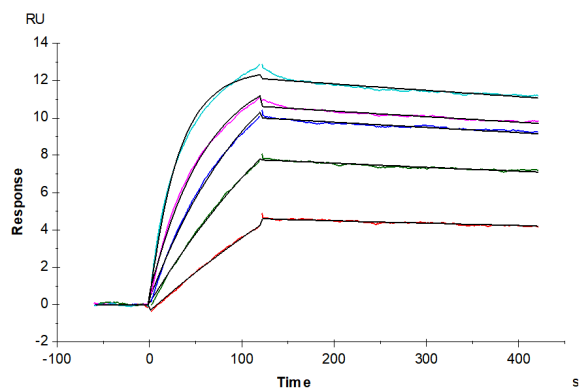
**Mouse TNFSF12, Rabbit Fc Tag ELISA**  
0.5 $\mu\text{g}$  Mouse TNFRSF12A, hFc Tag Per Well



Immobilized Mouse TNFRSF12A, hFc Tag at 5 $\mu\text{g}/\text{ml}$  (100 $\mu\text{l}/\text{well}$ ) on the plate. Dose response curve for Mouse TNFSF12, Rabbit Fc Tag with the EC50 of 0.12 $\mu\text{g}/\text{ml}$  determined by ELISA (QC Test).

Assay Data

SPR Data



Mouse TNFSF12, Rabbit Fc Tag immobilized on CM5 Chip can bind Mouse TNFRSF12A, hFc Tag with an affinity constant of 0.12 nM as determined in SPR assay (Biacore T200).